



**Annexure- 5: Claims of Operational Creditors (except workmen and employees and government dues)**

**Notes:**

1. All claims received from the Operational Creditors either by hard copy or in soft form have been considered.
2. The claims have been verified by the Liquidator based on the evidence/ information/details/invoices towards which the claims have arisen submitted by the respective operational creditors. The amount does not necessarily match with the books of accounts of the Company.
3. For Operational Creditors, whose claims have not been received under liquidation, either the outstanding in the books of accounts or claims received during CIRP have been considered.
4. The claim amount admitted is subject to further scrutinization based on subsequent information/ documents sought from the Corporate Debtor/ creditors, and the Liquidator may modify/ correct the list of claims, on the directions of the NCLT, or otherwise.
5. Expenditure incurred and outstanding during the CIRP period has not been reflected as operational creditors, as they form part of the CIRP Cost.
6. The debts or dues of the operational creditors are unsecured.




## Annexure 5- Operational creditors (other than Workmen, Employees and Government Dues)

Amount in ₹ lakhs

Sl. No.	Name of creditor	Identification No.	Date of receipt	Details of claim			Details of claim admitted			Amount of contingent claim	Amount of any mutual dues, that may be set off	Amount of claim rejected	Amount of claim under verification	Remarks, if any
				Amount claimed	Amount of claim admitted	Nature of claim	% share in total amount of claims admitted	% share in total amount of claims admitted						
1	R.K Corporation (Surat)	OC1	18/12/2017	41.65	35.32	Unsecured	2.01%	-	-	-	6.34			
2	Cosmos Lifters & Technical Services Pvt Ltd	OC2	21/12/2017	34.99	17.16	Unsecured	0.98%	-	-	-	17.83			
3	Elite Enterprise	OC3	25/12/2017	18.54	-	Unsecured	0.00%	-	-	-	18.54			
4	Tripathi Engineering	OC4	25/12/2017	14.50	-	Unsecured	0.00%	-	-	-	14.50			
5	M.G.Weld Product	OC5	27/12/2017	9.81	9.81	Unsecured	0.56%	-	-	-	-			
6	Camaliya Enterprises	OC6	27/12/2017	15.76	-	Unsecured	0.00%	-	-	-	15.76			
7	Saraswati Transport Co	OC7	27/12/2017	57.93	56.79	Unsecured	3.24%	-	-	-	1.14			
8	R.S. Contruction	OC8	29/12/2017	36.04	36.14	Unsecured	2.06%	-	-	-	(0.10)			
9	Chatterjee Enterprise	OC9	29/12/2017	346.14	3.27	Unsecured	0.19%	-	-	-	342.87			
10	SP Engineers And Contractors	OC10	02/01/2018	54.75	-	Unsecured	0.00%	-	-	-	54.75			
11	Motial Agarwal	OC11	02/01/2018	2.56	1.62	Unsecured	0.09%	-	-	-	0.94			
12	M/s Friends Enterprises	OC12	02/01/2018	83.80	-	Unsecured	0.00%	-	-	-	83.80			
13	Nile Traders	OC13	02/01/2018	56.95	30.40	Unsecured	1.73%	-	-	-	26.55			
14	Saini Construction Co.	OC14	03/01/2018	56.13	27.46	Unsecured	1.56%	-	-	-	28.68			
15	M/S Meena Contractor	OC15	03/01/2018	79.80	75.80	Unsecured	4.32%	-	-	-	4.00			
16	Decons Proprotorship	OC16	03/01/2018	90.93	67.33	Unsecured	3.84%	-	-	-	23.60			
17	Behra & Behra Construction	OC17	03/01/2018	6.57	5.35	Unsecured	0.30%	-	-	-	1.22			
18	Ruma Sahoo	OC18	03/01/2018	3.75	2.63	Unsecured	0.15%	-	-	-	1.12			
19	Jai Jagannath Enterprises	OC19	04/01/2018	43.07	43.07	Unsecured	2.45%	-	-	-	-			
20	M/s Tarini Enterprises	OC20	04/01/2018	87.17	87.17	Unsecured	4.97%	-	-	-	-			
21	Engineering Projects (India) Limited	OC21	04/01/2018	2,961.54	-	Unsecured	0.00%	-	-	-	2,961.54			
22	Star India Erectors	OC22	05/01/2018	81.53	7.16	Unsecured	0.41%	-	-	-	74.37			
23	Shivam Enterprises	OC23	05/01/2018	41.92	3.36	Unsecured	0.19%	-	-	-	38.57			
24	J.B Enterprise	OC24	05/01/2018	17.40	17.98	Unsecured	1.02%	-	-	-	(0.58)			
25	M/s Galaxy Power Solutions	OC25	05/01/2018	2.24	2.30	Unsecured	0.13%	-	-	-	(0.06)			
26	Ruinks Enterprises	OC26	05/01/2018	11.89	-	Unsecured	0.00%	-	-	-	11.89			
27	M/S Maa Bhabani Construction	OC27	05/01/2018	5.28	3.03	Unsecured	0.17%	-	-	-	2.25			
28	Amrik Enterprise Private Limited	OC28	05/01/2018	50.11	50.29	Unsecured	2.87%	-	-	-	(0.18)			
29	Vuppidi Ramesh	OC29	05/01/2018	2.92	2.92	Unsecured	0.17%	-	-	-	(0.00)			
30	RAK INFRA	OC30	05/01/2018	2.16	2.16	Unsecured	0.12%	-	-	-	-			



31	LEKHA ENTERPRISES	OC31	05/01/2018	29.65	29.08	Unsecured	1.66%	-	-	0.57	
32	Ashirwad Gas	OC32	03/01/2018	8.76	-	Unsecured	0.00%	-	-	8.76	
33	Chaitanya Sales Corporation	OC33	08/01/2018	24.75	10.55	Unsecured	0.60%	-	-	14.20	
34	R.G.Engineering	OC34	08/01/2018	6.28	5.02	Unsecured	0.29%	-	-	1.26	
35	M/S Allied Weld Industries	OC35	08/01/2018	52.66	39.52	Unsecured	2.25%	-	-	13.13	
36	Kaushal Enterprises	OC36	08/01/2018	5.40	5.58	Unsecured	0.32%	-	-	(0.19)	
37	Pratap Chandra Sahoo	OC37	08/01/2018	5.41	0.41	Unsecured	0.02%	-	-	5.00	
38	Prakshi Yedanth Enterprises	OC38	10/01/2018	20.85	-	Unsecured	0.00%	-	-	20.85	
39	Ambe Construction Company	OC39	10/01/2018	3.92	1.36	Unsecured	0.08%	-	-	2.56	
40	Techmark CO	OC40	10/01/2018	2.61	0.74	Unsecured	0.04%	-	-	1.87	
41	Barkat Hiring Company	OC41	10/01/2018	127.74	-	Unsecured	0.00%	-	-	127.74	
42	MD Asrar & MD Abbar (IMPERIAL HARDWARE)	OC42	10/01/2018	6.15	-	Unsecured	0.00%	-	-	6.15	
43	M/S Jyotsna Crane Service	OC43	10/01/2018	27.09	6.50	Unsecured	0.37%	-	-	20.58	
44	Ranjit Sahoo	OC44	09/01/2018	3.40	-	Unsecured	0.00%	-	-	3.40	
45	aman enterprises	OC45	09/01/2018	5.48	-	Unsecured	0.00%	-	-	5.48	
46	Marinotrans logistics PVT LTD	OC46	09/01/2018	535.41	163.89	Unsecured	9.34%	-	-	371.52	
47	MJA ENTERPRISES	OC47	09/01/2018	1.56	-	Unsecured	0.00%	-	-	1.56	
48	Civitech Engineering	OC48	09/01/2018	133.50	0.86	Unsecured	0.05%	-	-	132.64	
49	Calcutta Techno Heaters (India) PVT LTD	OC49	09/01/2018	14.10	9.39	Unsecured	0.53%	-	-	4.71	
50	Saha Agencies	OC50	09/01/2018	5.76	3.90	Unsecured	0.22%	-	-	1.87	
51	NTEC Engineering PVT Ltd	OC51	09/01/2018	11.55	9.44	Unsecured	0.54%	-	-	2.11	
52	Shree Security Services Gadarwara	OC52	09/01/2018	6.00	-	Unsecured	0.00%	-	-	6.00	
53	P.K. Enterprise	OC53	09/01/2018	7.04	-	Unsecured	0.00%	-	-	7.04	
54	tarun enterprises	OC54	02/01/2018	4.98	4.03	Unsecured	0.23%	-	-	0.94	
55	BABU Erector Pvt. Ltd	OC55	06/01/2018	138.33	40.65	Unsecured	2.32%	-	-	97.69	
56	NIKULSINH SARVAIYA	OC56	09/01/2018	31.10	11.70	Unsecured	0.67%	-	-	19.39	
57	Machinery Supply Agency	OC57	05/01/2018	13.71	-	Unsecured	0.00%	-	-	13.71	
58	ST. GEORGE FABRICATORS	OC58	04/01/2018	2.12	-	Unsecured	0.00%	-	-	2.12	
59	SHIVA SECURITY SERVICE	OC59	03/01/2018	6.42	-	Unsecured	0.00%	-	-	6.42	
60	M.K.ENGINEERING	OC60	06/01/2018	14.13	8.24	Unsecured	0.47%	-	-	5.89	
61	WESTERN INDIA ERECTORS LLP	OC61	08/01/2018	19.76	-	Unsecured	0.00%	-	-	19.76	
62	A K Tours Private Limited	OC62	09/01/2018	206.66	91.44	Unsecured	5.21%	-	-	115.23	
63	Industrial Handling	OC63	13/01/2018	255.73	-	Unsecured	0.00%	-	-	255.73	
64	Pawan Contractors	OC64	30/12/2017	48.10	-	Unsecured	0.00%	-	-	48.10	



65	Cyrus Distributor	OC65	12/01/2017	4.26	4.26	Unsecured	0.24%	-	-	0.00
66	M/S Allied Weld Products	OC66	05/01/2018	22.05	22.05	Unsecured	1.26%	-	-	-
67	Kaushal Construction	OC67	08/01/2018	20.98	18.92	Unsecured	1.08%	-	-	2.05
68	Jay Somnath Services	OC68	19/01/2018	2.41	-	Unsecured	0.00%	-	-	2.41
69	Santlal Yadav	OC69	08/01/2018	11.04	-	Unsecured	0.00%	-	-	11.04
70	Mahendra Kumar Sonee (M.K. Sonec)	OC70	10/01/2018	1.20	-	Unsecured	0.00%	-	-	1.20
71	Nitin Rai	OC71	15/01/2018	10.54	-	Unsecured	0.00%	-	-	10.54
72	JABALPUR FABRICATORS	OC72	22/01/2018	5.31	-	Unsecured	0.00%	-	-	5.31
73	Shree Privaan & Logistics	OC73	22/01/2018	7.65	-	Unsecured	0.00%	-	-	7.65
74	Chetan Logistics Pvt. Ltd.	OC74	22/01/2018	-	-	Unsecured	0.00%	-	-	-
75	CCI Logistic LTD.	OC75	22/01/2018	22.22	10.45	Unsecured	0.60%	-	-	11.77
76	Friends Equipment	OC76	29/01/2018	74.16	-	Unsecured	0.00%	-	-	74.16
77	Om Sai Gases	OC77	31/01/2018	2.25	-	Unsecured	0.00%	-	-	2.25
78	Vipul Goraval	OC78	01/02/2018	3.75	-	Unsecured	0.00%	-	-	3.75
79	Sarala NDT Technology	OC79	02/03/2020	22.24	22.24	Unsecured	1.27%	-	-	-
80	Tirupati Transport Corporation	OC80	02/03/2020	11.24	11.24	Unsecured	0.64%	-	-	-
81	Pioneer Nuts and Bolts Private Limited	OC81	02/03/2020	71.07	71.07	Unsecured	4.05%	-	-	-
82	Becquerel Industries Pvt. Ltd	OC82	14/05/2022	40.01	38.75	Unsecured	2.21%	-	-	1.26
83	Vindhyancaal Air Products Pvt. Ltd.	OC83	14/05/2022	494.35	494.35	Unsecured	28.17%	-	-	-
84	Ramesh Power Products Private Limited	OC84	14/05/2022	63.81	30.84	Unsecured	1.76%	-	-	32.96
<b>Total</b>				<b>6,994.47</b>	<b>1,754.99</b>		<b>100.00%</b>			<b>5,239.48</b>

